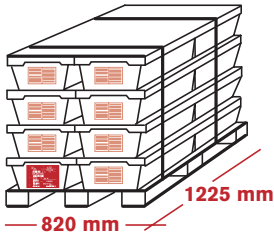
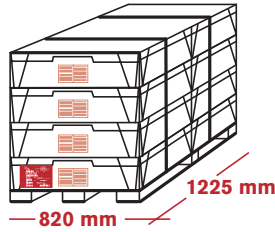


The Odette Transport Label for Volvo Truck Corporation

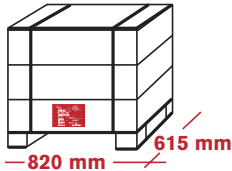
Smallbox 780



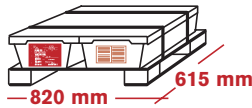
Smallbox 790



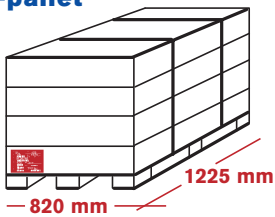
K-pallet



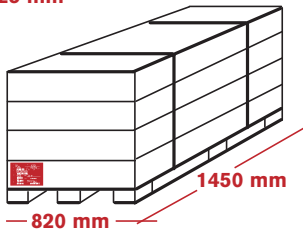
780 K-pallet



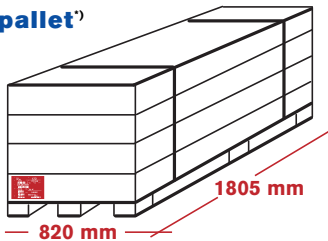
L-pallet



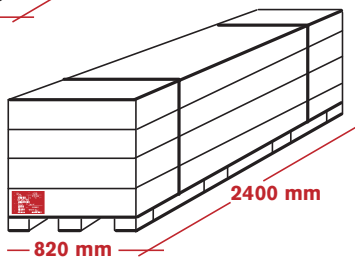
G-pallet



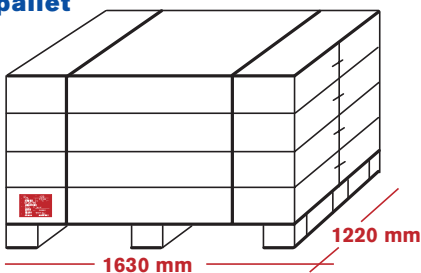
H-pallet^{*)}



701-pallet^{*)}



F-pallet



RECEIVER: VOLVO STORSTADEN	DOCK DATE: 123
ADVICE NOTE NO (01): 12345	SUPPLIER ADDRESS: SBT AB, Storeby
PART NO (01): 9126769	
QUANTITY (01): 123	DESCRIPTION: LOCK SET
SUPPLIER (01): 5098	SUPPLIER PART NO: 940000033
SERIAL (01): 1234	PROD DATE: D980501
	INDEX 2
	1249059

Checklist

1. Is the label perfectly legible?
2. Are there no staples through the bar codes?
3. Are there no straps over the bar codes?
4. Is the dock/gate information correct?
5. There should only be one label on the pallet: the Odette label.



Checklista

1. Är godsmärket fullkomligt läsbart?
2. Inga häftklamrar genom streckkoden?
3. Täcker spännbanden streckkoderna?
4. Är dock/gate (port/förråd) informationen korrekt?
5. Det ska endast vara ett godsmärke på pallen: Odettes streckkodade godsmärke.



Kontrolliste

1. Ist der Warenanhänger vollkommen lesbar?
2. Sind Heftklammern in den Barcodes?
3. Sind keine Bänder über den Barcodes?
4. Ist die Dock/Gate Information korrekt?
5. Es soll nur 1 Warenanhänger an der Palette sein: Der Odette Warenanhänger.




Checklist

1. Is het label duidelijk leesbaar?
2. Geen nietjes in de streepjescodes?
3. Geen spanriem over de streepjescodes?
4. Is de dock/gate-informatie juist?
5. Slechts 1 label per pallet: het Odette-label.



Liste de vérification

1. Étiquette parfaitement lisible?
2. Pas d'agrafes dans les codes-barres?
3. Pas de sangles sur les codes-barres?
4. Indication dock/gate correcte?
5. Étiquette Odette seule étiquette sur la palette.



Tarkistuslista

1. Onko etiketti täysin luettava?
2. Onko nitomahakanen viivakoodin päällä?
3. Peittääkö vanne viivakoodin?
4. Onko dock/gate informaatio oikea?
5. Lavassa saa ainoastaan olla yksi etiketti: Odette viivakoodi etiketti.



^{*)} For Volvo Parts and for Volvo Umeå components the label shall be placed on the long side at the lower left corner